

TrendReader For SmartButton:



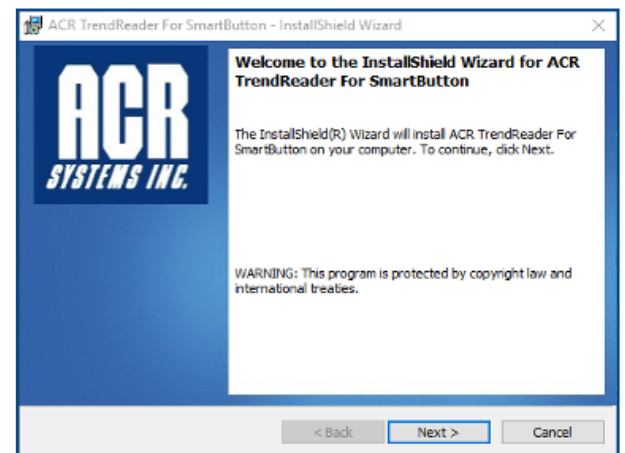
SOFTWARE SPECIFICATIONS

The TrendReader For SmartButton software provides an intuitive user interface for communicating with our SmartButton data loggers. The TrendReader For SmartButton enables access to the data collected from SmartButtons for quick and powerful analytics or statistical summaries

DOWNLOADING AND COMMUNICATING WITH SMARTBUTTON

You can request and download the TrendReader For SmartButton software for free on our site following the URL <https://www.acrdatasolutions.com/support/downloads>. Alternatively, you can purchase the SmartButton Starter Pack (01-0182) which provides the software in a convenient USB. Simply run the set-up package, and follow the Instruction of the InstallShield Wizard.

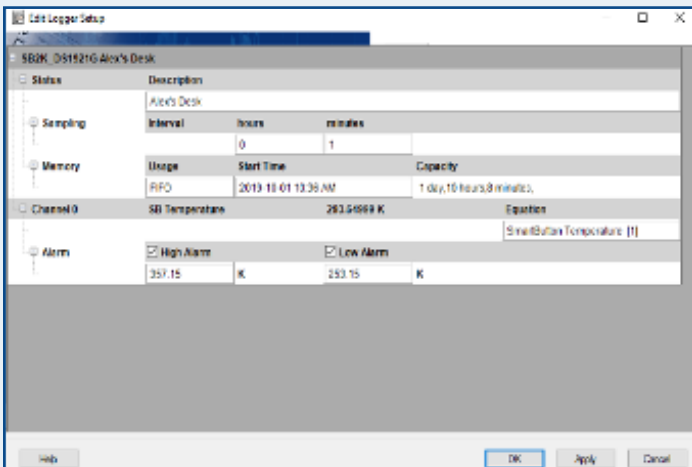
Setup, download and view information from SmartButton using the SmartButton USB Interface Cable (01-0183). Connection is simple; plug the interface cable into the USB port on your computer. The driver for the USB cable will be installed upon plug in. After that, your TrendReader For SmartButton software should be able to detect and use the data stored within your SmartButton.








SMARTBUTTON SETUP

The Edit set-up option for the TrendReader For SmartButton allows you to set the:

- Description of the data being recorded
- Sampling intervals
- Methods of data storage(Ex: FIFO or SWF)
- Start time of when to record
- Alarms for high and low temperature thresholds



FEATURES

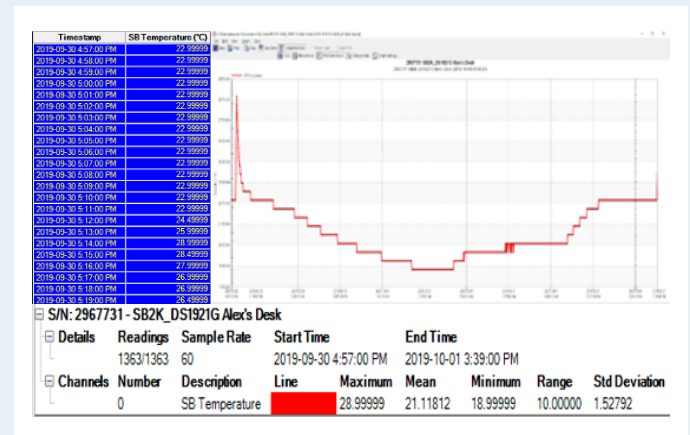
-  Quick and simple communications
-  Fast and easy logger setup
-  One-touch table views
-  Presentation-quality graphs
-  Export capabilities

ORDERING INFORMATION

Item:	Cat#:
<input type="radio"/> SmartButton	01-0180
<input type="radio"/> SmartButton Starter Pack	01-0182
<input type="radio"/> TrendReader for SmartButton on USB	34-0045


DATA ANALYSIS

To analyze the data collected by your SmartButton, you need to click on the "Backup" tab located on the ribbon above the main work screen of your TrendReader user interface. Doing this allows you to capture all the sample points recorded up to date by your data logger. Once the data is backed up as a data logger file, you can conduct graphical illustrations of your data, summarize the data in statistical summaries, and get a table view of every single data point recorded. These are only some of the many powerful analytical applications offered by TrendReader For SmartButton.



EXPORTING DATA

Use the export function in TrendReader For SmartButton to export your data to other programs for further analysis. Data can be exported in TXT, BMP, PDF, JPG or CSV formats. You can accomplish this function by backing up the data and then saving into your desired file format.



SYSTEM REQUIREMENTS

- Pentium II-350MHz or faster Processor
- Compatible with Windows XP, Vista, Windows 7 to 10 (32 bit & 64 bit)
- 250MB of available hard drive space
- 1GB of RAM (2GB recommended)
- At least 1 USB port
- Mouse or other pointing device
- Internet Explorer 6 or higher
- Screen resolution of 1024 X 768 or higher for optimal viewing results